




BEISSEL
NEEDLE FOR ALL NEEDS

HOW TO TELL
A GOOD NEEDLE
FROM A BAD ONE

While a fortune is spent on sewing machines, the sewing machine needle is hardly given any serious thought. Therefore, it doesn't come as a surprise that not many know about the standard features that define a good sewing machine needle. The choice of a good needle is crucial for a flawless finish. A good sewing machine needle must have the following attributes:

SMOOTH EYE


The eye of a needle must be smooth. Otherwise, the thread will break/fray in the to and fro motion and spoil the garment. A thread which frays will get cut after the garment is washed a few times. Lammertz invented the chemical deburring technology, which is now used by all needle manufacturers in the world. This technology not only polishes the eye but also the groove and all other parts resulting in perfect smoothness and curves.



Smooth Eye

STRONG TIP

A needle is good only as long as the tip is in shape. Beissel needles are designed for tip hardness of 750-850 HV. As a result, Beissel chrome plated needles are sharp enough to penetrate even a steel plate and still retain their tips!



Strong enough to pierce a steel plate!

Strong Tip

ELASTICITY

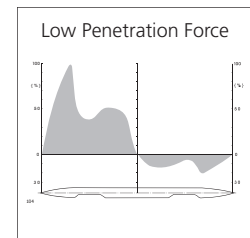
A good needle must be elastic. Best needles are elastic and will not stay as bent. Beissel needles bend sufficiently to take in their stride additional resistance caused by increasing layers, but return to straight position immediately afterwards. Needles which tend to stay bent cause larger losses far in excess of the cost of a needle itself, because they not only damage the garment but also expensive machine parts such as looper, throat plate etc.



Elasticity

LOW PENETRATION FORCE

The penetration force required to enter the sewn material must be least. Greater force will increase the workload on the machine and decrease its life. A needle must be made from quality wire and subjected to best heat treatment to meet this requirement.

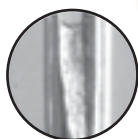


STABILITY IN SEWING

Modern sewing machines run at high speeds even up to 10000 stitches per minute. It takes a well-made needle to remain stable at these high speeds in order to give aesthetic finish to the sewn product.

Getting to know the features of a “good needle” goes a long way in choosing the right one for a good finish.


Now get to know the flip side as well. Did you know that a “bad needle” can wreak havoc both on the fabric and the sewing machine?




Uneven
groove



Bad Eye



Uneven CAE



Blunt Tip

Here's how you can spot the troublemaker.

A “bad needle”

- is of inferior quality
- the tip is blunted causing problems like “skipped stitches”.
- causes damage to expensive machine parts and sewn garments.
- puts undue pressure on the sewing machine thus reducing its life.
- has a shorter life span and you have to go through the trouble of frequently replacing the needles.
- causes frequent thread breakage due to “burring”.
- is made from inferior quality raw materials and breaks frequently, thereby causing damage to the sewing machine.

Beissel is trusted by the biggest and the best
– in India and 44 countries around the world



Significant cost savings



Quality trusted by leading customers



Exported to all continents



155 quality checks on every needle



Conforms to German DIN standards



Training support and customer care



Useful resources available online



Altek Beissel Needles Limited

3/27, Vandalur Road, Kelambakkam, Kanchipuram District, Tamil Nadu 603 103, India

Phone: (044) 2747 4374, 2747 4832/33, 6745 6488/89 | Fax: (044) 2747 4316

Email: info@beisselneedles.com | Web: www.beisselneedles.com